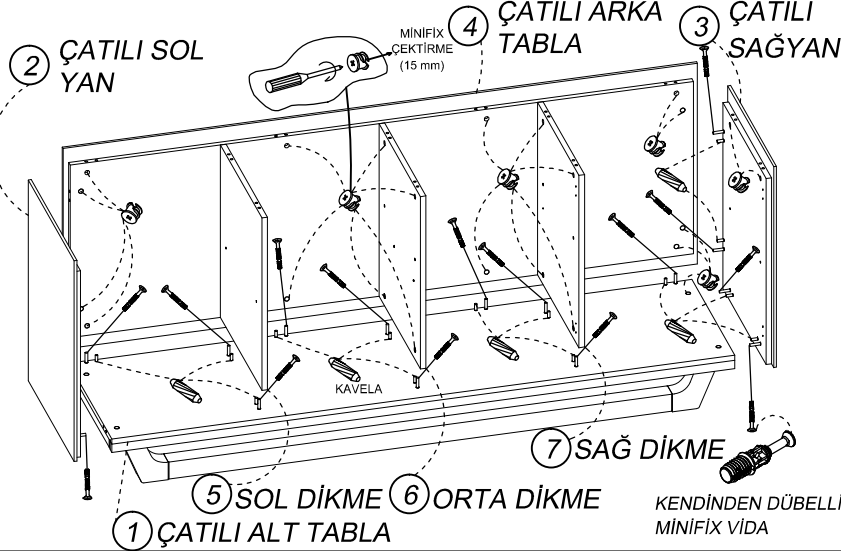


1		ÇATILI ALT TABLA	ADET	1
2		ÇATILI SOL YAN	ADET	1
3		ÇATILI SAĞ YAN	ADET	1
4		ÇATILI ARKA TABLA	ADET	1
5	2LANT01KNS791808	SOL DİKME	ADET	1
6	2LANT01KNS791809	ORTA DİKME	ADET	1
7	2LANT01KNS791807	SAĞ DİKME	ADET	1
8		ÇATILI ÜST TABLA	ADET	1
9	2LANT01KNS791813	HAREKETLİ RAF	ADET	2
10	2LANT01KNS791812	SOL RAF	ADET	1
11	2LANT01KNS791811	SAĞ RAF	ADET	1
12	2LANT01KNS791837	SOL RAY DOLGU KAYIT	ADET	1
13	2LANT01KNS791836	SAĞ RAY DOLGU KAYIT	ADET	1
14		ÇATILI SOL ÇEKMECE	ADET	1
15		ÇATILI SAĞ ÇEKMECE	ADET	1
16	2LANT01KNS000828	KLAPA	ADET	2
17	2LANT01KNS000843	ORTA KAPAK	ADET	2
18	2LANT01KNS000842	SOL KAPAK	ADET	1
19	2LANT01KNS000841	SAĞ KAPAK	ADET	1

<p>SUNTA VIDASI 4*25 YHB</p> <p>4 ADET (7SNV004025GYH)</p>	<p>SUNTA VIDASI 3,5X16 YHB</p> <p>8 ADET (7SNV035016SYH)</p>	<p>RAF PİMİ METAL CAP 5MM</p> <p>4 ADET (7RPM00005PMTL)</p>	<p>KECE FI 2 CM</p> <p>6 ADET (7KCE0000F1200)</p>	<p>KAVELA</p> <p>40 ADET (7KVL008030PLS)</p>
<p>SİSTEM KARE KULP ESKİTME (4630)</p> <p>2 ADET (7KLP0KULP4630)</p>	<p>CVT M 4*25 GALVANIZLI DSB</p> <p>2 ADET (7CVTM04025GDS)</p>	<p>TİPA FI 15MM İÇ CAP 4MM KAHVE</p> <p>40 ADET (7TPA000015KHV)</p>	<p>MINİFİX ÇEKTİRME (15 mm)</p> <p>40 ADET (7CKT015HTC000)</p>	<p>KENDİNDEN DUBELLİ MINİFİX VIDASI (ø10)</p> <p>40 ADET (7CKT010HTCVID)</p>
<p>MENTESE YDB DUBELLİ BLUM 75B168E</p> <p>(4 ADET) (7MNTBL000DDUZ)</p>	<p>MENTESE DUZ DUBELLİ BLUM 75B158E</p> <p>(4 ADET) (7MNTBL000DDUZ)</p>	<p>CIVATA M 6,3*13,5 GALVANIZLI YHB</p> <p>8 ADET (7CVTM63135GYH)</p>	<p>RAY 40CM SAG QUADRO 22HD/PİM TEK ACILIM</p> <p>(2 ADET) (7RAY000R40PİM)</p>	<p>RAY 40 CM SOL QUADRO 22HD/ PİMİ TEK ACI</p> <p>(2 ADET) (7RAY000L40PİM)</p>

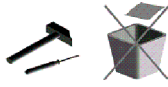
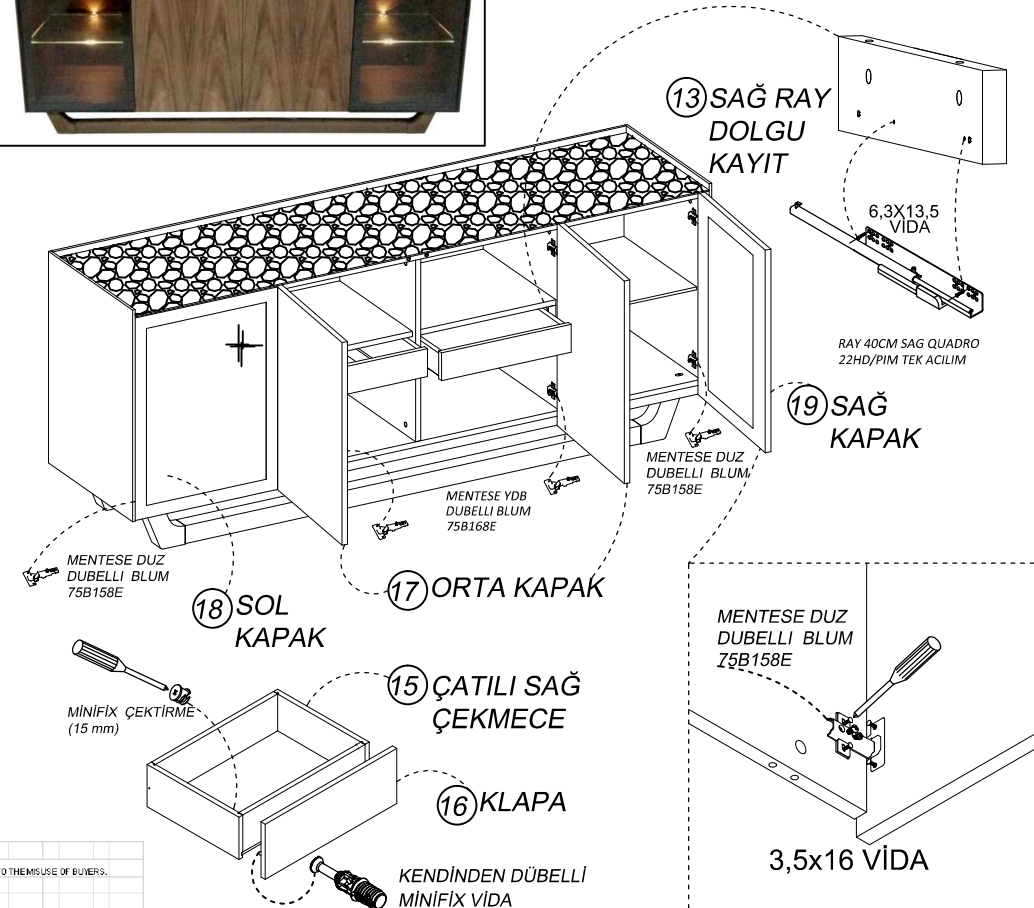
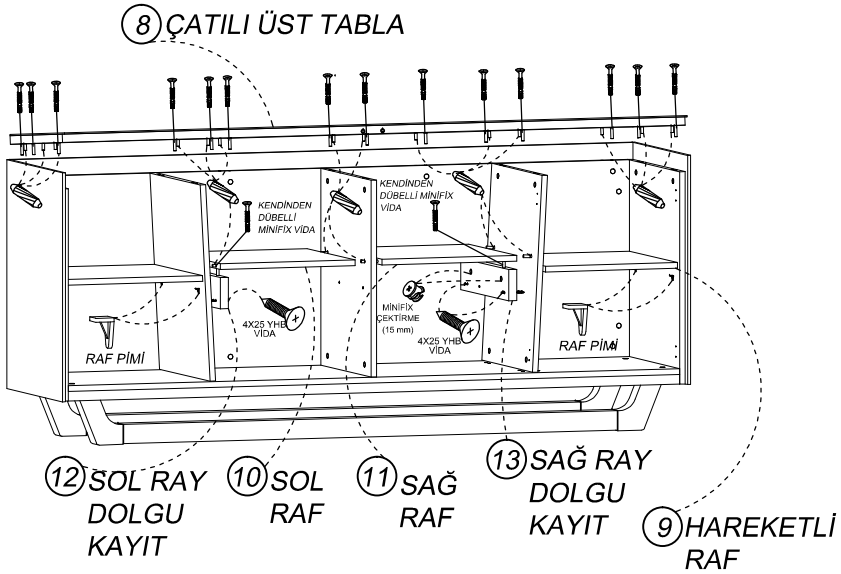
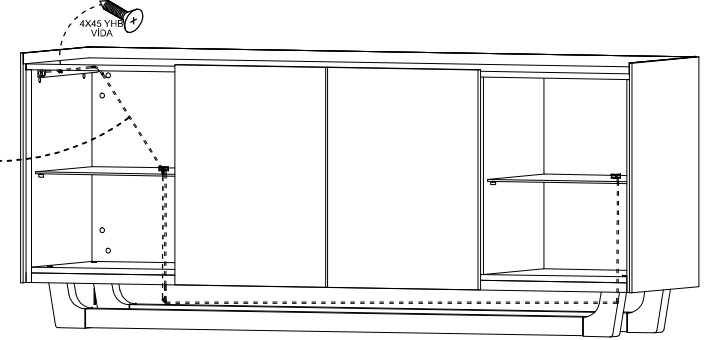


PLEASE RETAIN THE LABEL INFORMATION ON THE PACKAGES. DO NOT START ASSEMBLY IF THERE ARE ANY MISSING ITEMS IN THE PACKAGE.
THE MANUFACTURER IS NOT RESPONSIBLE FOR ANY DAMAGES THAT MAY BE INCURRED DURING THE ASSEMBLY PROCESS AND LATER ON DUE TO THE MISUSE OF BUYERS.
KOLİLERİNDEKİ ETİKET BİLGİLERİNİ SAKLAYINIZ. KOLİLERİNDE EKİŞİK PARÇALAR SA, LÜTFEN MONTAJ BAŞLAMAYINIZ.
MONTAJ ESİNİNDE YEMER OLMASIN VE RAKULUN İÇİ HAFALARINDAN DOĞRUCAK HİÇBİR LURDA ÜRNEKİ FİRMASININ İZİMİ ALMAYINIZ.



1-Arka Tablaya montelenmiş kablo ile düğmesi montelenmiş kablo kanalındaki kablo, jak yardımıyla bağlanır.

2-Sonra Arka tablanın alt kısmında kalan kablo ile lamba kabloları jak yardımıyla bağlayıp, elektrik prizine takınız.



PLEASE RETAIN THE LABEL INFORMATION ON THE PACKAGES. DO NOT START ASSEMBLY IF THERE ARE ANY MISSING ITEMS IN THE PACKAGE.
THE MANUFACTURER IS NOT RESPONSIBLE FOR ANY DAMAGES THAT MAY BE INCURRED DURING THE ASSEMBLY PROCESS AND LATER ON DUE TO THE MISUSE OF BUYERS.
KOLİLERİNDEKİ ETİKET BİLGİLERİNİ SAKLAYINIZ.KOLİLERİNDE EKİŞİK PARÇALAR SA LÜTFEN MONTAJ BAŞLAMAYINIZ.
MONTAJ ESİNİNDEYKEN DİHAŞA DOKUNULMUŞ HAVALARINDAN DOĞACAK HAVANININ DÜŞÜK OLMASINDAN ÖZEL DİKKATİNE BİNA EDİLMİŞTİR.